



Product Range Brochure

---

# Luxafloor®

---

High Performance Concrete Floor Coatings



**Protection you can count on.**

Luxafloor® is a high performance range of concrete floor coatings suitable for industrial applications such as office areas, commercial car parks & garage floors, warehouses, manufacturing facilities, retail areas and showrooms.

## Luxafloor® Water Based

Luxafloor water based coatings are ideal to use when low VOC is required. Luxafloor WB and Luxafloor ECO<sub>2</sub> comply with the Green Building Council low VOC requirements.



### Luxafloor® WB

Gloss Two Pack Epoxy

- Low odour
- Low VOC
- Ideal for interior areas subject to high wear



### Luxafloor® ECO<sub>2</sub>®

Semi-Gloss Two Pack Epoxy

- Fast drying – same day recoat\*
- Easy to apply – two hour pot life\*
- Ideal for areas subject to foot traffic

\* Times stated are based on temperature of 25°C and 50% relative humidity.

## Luxafloor® Express

The Luxafloor Express range is designed to return assets to service faster. These products should be used together to meet time critical deadlines on projects.

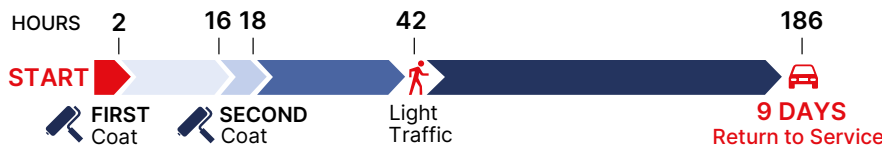


### Luxafloor® FCF

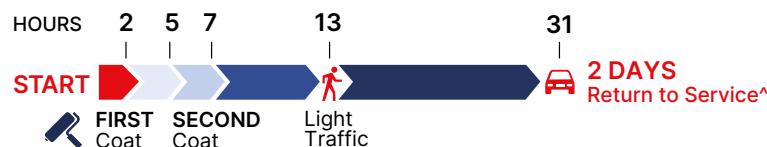
Two Pack Topcoat

- Recoat in 2 hours\*
- Faster return to service – full cure in one day\*
- Long pot life – 8 hours\*
- Use on more jobs – interior and exterior durable

Standard Epoxy Floor Coating with Standard Hardener



1<sup>st</sup> coat: Luxafloor® Express Primer. 2<sup>nd</sup> coat: Luxafloor® FCF



### Luxafloor® Primer

Two Pack Primer

- Create a complete system with Luxafloor FCF
- Can be used in conjunction with any pigmented Luxafloor® flooring topcoat to help return assets to service faster
- Two coats achievable in one day with any Luxafloor topcoat\*
- Ready for use – no thinning required

\* Times stated are based on temperature of 25°C and 50% relative humidity.

^ Comparison at 25°C and 50% relative humidity. Total service time will vary. Application time has been calculated at 2 hours. Timeline is based on continuous work.

## Luxafloor® High Build

Luxafloor high build range of coatings are recommended for high traffic areas where there is likely to be increased wear and tear. Products in this range have excellent durability and chemical resistance due to the high build nature of the coatings.



### Luxafloor® HSG

High Gloss Two Pack Epoxy

- Ideal for interior areas subject to high wear
- Easy to apply – good flow out
- Excellent chemical resistance



### Luxafloor® LGE

Low Gloss Two Pack Epoxy

- Ideal for interior areas subject to high wear
- Easy to apply – good flow out
- Excellent chemical resistance



### Luxafloor® PTX

Gloss Two Pack Polyurethane

- Exterior durable – UV resistant
- Superior gloss and colour retention
- Good chemical and abrasion resistance

## Luxafloor® Clears

Luxafloor Clears are single pack, interior and exterior durable products. These products are suitable for dust proofing and sealing concrete floors to improve cleaning and can create a low sheen to gloss finish.



### Luxafloor® CFS

*Formerly known as Luxafloor WB Sealer*

Water Based Acrylic Concrete Sealer

- Low odour and low VOC
- Three coats achieved in one day – fast one hour recoat time\*
- Suitable for sealing Dulux® line marking products Roadmaster® A1 and Roadmaster WB2



### Luxafloor® CP

Polyurethane Concrete Sealer

- Medium build – good durability
- Achieve a polished concrete finish
- Available in gloss and low sheen

\* Times stated are based on temperature of 25°C and 50% relative humidity.

## Luxafloor® Non-slip Additives

Luxafloor® Aggregates are additives ideal for use with most Luxafloor floor coatings to provide slip resistance when required.



### With Luxafloor® Stir-In Fine

- Small mesh size aggregate for lower volume solids products
- Easy to use pre measured dosage
- Suitable for pedestrian traffic



### With Luxafloor® Stir-In Coarse

- Medium mesh size aggregate for higher volume solids products
- Easy to use pre measured dosage
- Suitable for pedestrian traffic



### With Luxafloor® Broadcast Aggregate No.36

- Tougher aggregate suitable for higher traffic areas
- Ideal for thicker films and higher build coatings

|             | Luxafloor® Product         | Wet pendulum (P rating) | Oil wet inclining platform (R rating) | Wet pendulum (P rating) | Oil wet inclining platform (R rating) | Wet pendulum (P rating) | Oil wet inclining platform (R rating) |
|-------------|----------------------------|-------------------------|---------------------------------------|-------------------------|---------------------------------------|-------------------------|---------------------------------------|
| Water Based | Luxafloor WB               | P4                      | R11                                   | -                       | -                                     | P5                      | R13                                   |
|             | Luxafloor ECO <sub>2</sub> | P4                      | R11                                   | -                       | -                                     | P5                      | -                                     |
| Express     | Luxafloor FCF              | P4                      | R10                                   | P4                      | R10                                   | P5                      | R13                                   |
| High Build  | Luxafloor HSG              | P3                      | R9                                    | P4                      | R9                                    | P5                      | R10                                   |
|             | Luxafloor PTX              | P3                      | R10                                   | P4                      | R10                                   | P5                      | R13                                   |
|             | Luxafloor LGE              | P4                      | R10                                   | P4                      | R10                                   | P5                      | R12                                   |
| Clears      | Luxafloor CP Gloss         | P4                      | R11                                   | -                       | -                                     | P5                      | -                                     |
|             | Luxafloor CP Low Sheen     | P4                      | R10                                   | -                       | -                                     | P5                      | -                                     |

1. Slip ratings are dependent on film thickness, dosage and the area the coating is being applied.

2. Slip ratings are tested by an independent third party according to AS 4586: 2013 Slip resistance classification of new pedestrian surface materials – Appendix A (Wet pendulum slip resistance) and Appendix D (Oil-wet inclining platform slip resistance). Refer to Luxafloor Aggregates Technical Data Sheet for the full list of systems and ratings.

# Luxafloor® Surface Preparation

## Diamond Grind

Diamond grinders use horizontally rotating discs to clean, level and smooth the concrete surface. Most diamond grinders have full vacuum extraction that will significantly reduce the level of dust produced by the grinding process.

Well-executed diamond grinding completely removes laitance and levels off imperfections on the concrete surface. This method produces a flat, smooth surface with a profile ideal for all floor coatings.

## Shot Blast


Shot Blasting is a one-step preparation technique that removes laitance, paint, old coatings, dirt and other contaminants and profiles the concrete surface all at once. Most common shot blasters have full vacuum extraction that will significantly reduce the level of dust produced by the blasting process.

Tiny steel shot is directed at high velocity to the concrete surface. This breaks up and removes the top layer, including loosely bound laitance. The shot bounces back into the system and is recycled while the dust is removed by vacuum. The use of fine shot will produce a concrete profile suitable for nearly all coating types.

## Rectification

Any cracks, small holes and other imperfections in the concrete floor should be cleaned out and filled using a 100% solids, two pack epoxy filler. This filler won't shrink, so it can be tooled off flush with the concrete surface. Ensure the crack is not under filled or over filled, as any unevenness will show through the coating.

## Scone Airport Hunter Warbirds Museum, NSW



Coating system applied: Luxafloor® LGE and Luxafloor® PTX

## Luxafloor® Product Summary

|                | Product                                                           | Interior/<br>Exterior | Pot<br>Life* | Dry Times          |          |               | Volume<br>Solids | Spreading<br>Rate<br>(sqm/L) | Colour<br>Range |
|----------------|-------------------------------------------------------------------|-----------------------|--------------|--------------------|----------|---------------|------------------|------------------------------|-----------------|
|                |                                                                   |                       |              | Light<br>Traffic*1 | Recoat*1 | Full<br>Cure* |                  |                              |                 |
| Water<br>Based | Luxafloor WB                                                      | Interior              | 1 Hour       | 24 Hours           | 6 Hours  | 7 Days        | 50%              | 7.7                          | Tintable        |
|                | Luxafloor ECO <sub>2</sub>                                        | Interior              | 2 Hours      | 24 Hours           | 4 Hours  | 7 Days        | 42%              | 6.5                          | Limited         |
| Express        | Luxafloor FCF                                                     | Both                  | 8 Hours      | 2 Hours            | 2 Hours  | 1 Day         | 75%<br>(White)   | 10.0                         | Limited         |
|                | Luxafloor Primer                                                  | Interior              | 1 Hour       | 3 Hours            | 3 Hours  | 7 Days        | 64%              | 7.2                          | No              |
| High<br>Build  | Luxafloor LGE                                                     | Interior              | 1.5 Hours    | 24 Hours           | 14 Hours | 7 Days        | 84%<br>(White)   | 6.7                          | Tintable        |
|                | Luxafloor HSG                                                     | Interior              | 1 Hour       | 16 Hours           | 6 Hours  | 7 Days        | 85%<br>(White)   | 7.0                          | Tintable        |
|                | Luxafloor PTX                                                     | Both                  | 2 Hours      | 24 Hours           | 10 Hours | 7 Days        | 70%<br>(White)   | 7.0                          | Tintable        |
| Clears         | Luxafloor CFS<br><i>Formerly known as<br/>Luxafloor WB Sealer</i> | Both                  | N/A          | 1 Hour             | 1 Hour   | 7 Days        | 15%              | 10.0                         | No              |
|                | Luxafloor CP                                                      | Both                  | N/A          | 24 Hours           | 12 Hours | 7 Days        | 43%<br>(Gloss)   | 10.8                         | No              |

For further product information refer to the relevant product data sheet.

\* All figures are measured at 25°C and 50% relative humidity. Figures will vary when applied outside of these parameters.

1. Light traffic refers to the suitable amount of time before the floor can be walked on. Recoat time refers to the minimum amount of time before the floor can be recoated.

For further application information, please see our product data sheets available on our website, or contact us via our website or customer service on 13 23 77 for more information.

### Australia

T 13 23 77

### New Zealand

T 0800 800 424

© Dulux, Luxafloor and Roadmaster are registered trademarks of DuluxGroup (Australia) Pty Ltd

DuluxGroup (Australia) Pty Ltd (ABN 67 000 049 427)  
1956 Dandenong Road, Clayton, 3168, Australia

DuluxGroup (New Zealand) Pty Ltd (ABN 55 133 404 118)  
150 Hutt Park Road, Lower Hutt, 5010 New Zealand



[www.duluxprotectivecoatings.com.au](http://www.duluxprotectivecoatings.com.au)

Any advice, recommendation, information, assistance or service provided by Dulux Australia in relation to goods manufactured by it or their use and application is given in good faith and is believed by Dulux to be appropriate and reliable at the time of publication. However, any advice, recommendation, information, assistance or service provided by Dulux is provided without liability or responsibility PROVIDED THAT the foregoing shall not exclude, limit, restrict or modify the right entitlements and remedies conferred upon any person or the liabilities imposed upon Dulux by any condition or warranty implied by Commonwealth, State or Territory Act or ordinance void or prohibiting such exclusion limitation or modification. Products can be expected to perform as indicated in this sheet so long as applications and application procedures are as recommended. Specific advice should be sought from Dulux for application in highly corrosive areas and for large projects to ensure proper performance.